

SAMPLE DETAILS
SAMPLE NAME: CR+ Broad Spectrum Gummies - Pain - Strawberry Mango

Infused, Solid Edible

CULTIVATOR / MANUFACTURER
Business Name:
License Number:
Address:
DISTRIBUTOR / TESTED FOR
Business Name: Canna River

License Number:
Address:
SAMPLE DETAIL
Batch Number: 250203100BSPAINSM

Sample ID: 250228P053

Date Collected: 02/28/2025

Date Received: 02/28/2025

Batch Size:
Sample Size: 1.0 units

Unit Mass: 170.28 grams per Unit

Serving Size: 5.676 grams per Serving

Scan QR code to verify
authenticity of results.

CANNABINOID ANALYSIS - SUMMARY
Total THC: Not Detected

Total CBD: 1247.982 mg/unit

Sum of Cannabinoids: 2780.502 mg/unit

Total Cannabinoids: 2780.502 mg/unit

Total THC/CBD is calculated using the following formulas to take into account the loss of a carboxyl group during the decarboxylation step:

$$\text{Total THC} = \Delta^9\text{-THC} + (\text{THCa} \cdot 0.877)$$




$$\text{Total CBD} = \text{CBD} + (\text{CBDa} \cdot 0.877)$$

$$\text{Sum of Cannabinoids} = \Delta^9\text{-THC} + \text{THCa} + \text{CBD} + \text{CBDa} + \text{CBG} + \text{CBGa} +$$

$$\text{THCV} + \text{THCVa} + \text{CBC} + \text{CBCa} + \text{CBDV} + \text{CBDVa} + \Delta^8\text{-THC} + \text{CBL} + \text{CBN}$$

$$\text{Total Cannabinoids} = (\Delta^9\text{-THC} + 0.877 \cdot \text{THCa}) + (\text{CBD} + 0.877 \cdot \text{CBDa}) +$$

$$(\text{CBG} + 0.877 \cdot \text{CBGa}) + (\text{THCV} + 0.877 \cdot \text{THCVa}) + (\text{CBC} + 0.877 \cdot \text{CBCa}) +$$

$$(\text{CBDV} + 0.877 \cdot \text{CBDVa}) + \Delta^8\text{-THC} + \text{CBL} + \text{CBN}$$
SAFETY ANALYSIS - SUMMARY
Pesticides:  **PASS**
Mycotoxins:  **PASS**
Residual Solvents:  **PASS**
Heavy Metals:  **PASS**
Microbiology (PCR):  **PASS**
Foreign Material:  **PASS**
Water Activity:  **PASS**

These results relate only to the sample included on this report.


This report shall not be reproduced, except in full, without written approval of the laboratory.

Sample Certification: California Code of Regulations Title 4 Division 19, Department of Cannabis Control Business and Professions Code. Reference: Sections 26100, 26104 and 26110, Business and Professions Code.

Decision Rule: Statements of conformity (e.g. Pass/Fail) to specifications are made in this report without taking measurement uncertainty into account. Where statements of conformity are made in this report, the following decision rules are applied: PASS - Results within limits/specifications, FAIL - Results exceed limits/specifications.

References: limit of detection (LOD), limit of quantification (LOQ), not detected (ND), not tested (NT),

µg/g = ppm, µg/kg = ppb


LQC verified by: Maria Garcia
Job Title: Senior Laboratory Analyst
Date: 03/10/2025


Approved by: Josh Wurzer
Job Title: Chief Compliance Officer
Date: 03/10/2025

Amendment to Certificate of Analysis 250228P053-002



Cannabinoi*d* Analysis

Tested by high-performance liquid chromatography with diode-array detection (HPLC-DAD).

Method: QSP 1157 - Analysis of Cannabinoids by HPLC-DAD

TOTAL THC: **Not Detected**

Total THC (Δ^9 -THC+0.877*THCa)

TOTAL CBD: **1247.982 mg/unit**

Total CBD (CBD+0.877*CBDA)

TOTAL CANNABINOIDS: **2780.502 mg/unit**

Total Cannabinoids (Total THC) + (Total CBD) + (Total CBG) + (Total THCV) + (Total CBC) + (Total CBDV) + Δ^8 -THC + CBL + CBN

TOTAL CBG: **1370.073 mg/unit**

Total CBG (CBG+0.877*CBGa)

TOTAL THCV: **ND**

Total THCV (THCV+0.877*THCVa)

TOTAL CBC: **137.075 mg/unit**

Total CBC (CBC+0.877*CBCa)

TOTAL CBDV: **12.430 mg/unit**

Total CBDV (CBDV+0.877*CBDVa)

CANNABINOID TEST RESULTS - 03/03/2025

| COMPOUND | LOD/LOQ (mg/g) | MEASUREMENT UNCERTAINTY (mg/g) | RESULT (mg/g) | RESULT (%) |
|---------------------|----------------|--------------------------------|---------------|------------|
| CBG | 0.002 / 0.006 | ±0.3902 | 8.046 | 0.8046 |
| CBD | 0.004 / 0.011 | ±0.2734 | 7.329 | 0.7329 |
| CBC | 0.003 / 0.010 | ±0.0259 | 0.805 | 0.0805 |
| CBN | 0.001 / 0.007 | ±0.0022 | 0.076 | 0.0076 |
| CBDV | 0.002 / 0.012 | ±0.0030 | 0.073 | 0.0073 |
| Δ^9 -THC | 0.002 / 0.014 | N/A | ND | ND |
| Δ^8 -THC | 0.01 / 0.02 | N/A | ND | ND |
| THCa | 0.001 / 0.005 | N/A | ND | ND |
| THCV | 0.002 / 0.012 | N/A | ND | ND |
| THCVa | 0.002 / 0.019 | N/A | ND | ND |
| CBDA | 0.001 / 0.026 | N/A | ND | ND |
| CBDVa | 0.001 / 0.018 | N/A | ND | ND |
| CBGa | 0.002 / 0.007 | N/A | ND | ND |
| CBL | 0.003 / 0.010 | N/A | ND | ND |
| CBCa | 0.001 / 0.015 | N/A | ND | ND |
| SUM OF CANNABINOIDS | | | 16.329 mg/g | 1.6329% |

Unit Mass: 170.28 grams per Unit / Serving Size: 5.676 grams per Serving

| | |
|---------------------------------|-------------------|
| Δ^9 -THC per Unit | ND |
| Δ^9 -THC per Serving | ND |
| Total THC per Unit | ND |
| Total THC per Serving | ND |
| CBD per Unit | 1247.982 mg/unit |
| CBD per Serving | 41.599 mg/serving |
| Total CBD per Unit | 1247.982 mg/unit |
| Total CBD per Serving | 41.599 mg/serving |
| Sum of Cannabinoids per Unit | 2780.502 mg/unit |
| Sum of Cannabinoids per Serving | 92.683 mg/serving |
| Total Cannabinoids per Unit | 2780.502 mg/unit |
| Total Cannabinoids per Serving | 92.683 mg/serving |



Pesticide Analysis

Pesticide and plant growth regulator analysis utilizing high-performance liquid chromatography-mass spectrometry (HPLC-MS) or gas chromatography-mass spectrometry (GC-MS).

*GC-MS utilized where indicated.

Method: QSP 1212 - Analysis of Pesticides and Mycotoxins by LC-MS or QSP 1213 - Analysis of Pesticides by GC-MS

PESTICIDE TEST RESULTS - 03/10/2025 ✓ PASS

| COMPOUND | LOD/LOQ (µg/g) | ACTION LIMIT (µg/g) | MEASUREMENT UNCERTAINTY (µg/g) | RESULT (µg/g) | RESULT |
|---------------------|----------------|---------------------|--------------------------------|---------------|--------|
| Abamectin | 0.03 / 0.10 | 0.3 | N/A | ND | PASS |
| Acephate | 0.02 / 0.07 | 5 | N/A | ND | PASS |
| Acequinocyl | 0.02 / 0.07 | 4 | N/A | ND | PASS |
| Acetamiprid | 0.02 / 0.05 | 5 | N/A | ND | PASS |
| Aldicarb | 0.03 / 0.08 | ≥ LOD | N/A | ND | PASS |
| Azoxystrobin | 0.02 / 0.07 | 40 | N/A | ND | PASS |
| Bifenazate | 0.01 / 0.04 | 5 | N/A | ND | PASS |
| Bifenthrin | 0.02 / 0.05 | 0.5 | N/A | ND | PASS |
| Boscalid | 0.03 / 0.09 | 10 | N/A | ND | PASS |
| Captan | 0.19 / 0.57 | 5 | N/A | ND | PASS |
| Carbaryl | 0.02 / 0.06 | 0.5 | N/A | ND | PASS |
| Carbofuran | 0.02 / 0.05 | ≥ LOD | N/A | ND | PASS |
| Chlorantraniliprole | 0.04 / 0.12 | 40 | N/A | ND | PASS |
| Chlordane* | 0.03 / 0.08 | ≥ LOD | N/A | ND | PASS |
| Chlorfenapyr* | 0.03 / 0.10 | ≥ LOD | N/A | ND | PASS |
| Chlorpyrifos | 0.02 / 0.06 | ≥ LOD | N/A | ND | PASS |
| Clofentezine | 0.03 / 0.09 | 0.5 | N/A | ND | PASS |
| Coumaphos | 0.02 / 0.07 | ≥ LOD | N/A | ND | PASS |
| Cyfluthrin | 0.12 / 0.38 | 1 | N/A | ND | PASS |
| Cypermethrin | 0.11 / 0.32 | 1 | N/A | ND | PASS |
| Daminozide | 0.02 / 0.07 | ≥ LOD | N/A | ND | PASS |
| Diazinon | 0.02 / 0.05 | 0.2 | N/A | ND | PASS |
| Dichlorvos (DDVP) | 0.03 / 0.09 | ≥ LOD | N/A | ND | PASS |
| Dimethoate | 0.03 / 0.08 | ≥ LOD | N/A | ND | PASS |
| Dimethomorph | 0.03 / 0.09 | 20 | N/A | ND | PASS |
| Ethoprophos | 0.03 / 0.10 | ≥ LOD | N/A | ND | PASS |
| Etofenprox | 0.02 / 0.06 | ≥ LOD | N/A | ND | PASS |
| Etoxazole | 0.02 / 0.06 | 1.5 | N/A | ND | PASS |
| Fenhexamid | 0.03 / 0.09 | 10 | N/A | ND | PASS |
| Fenoxycarb | 0.03 / 0.08 | ≥ LOD | N/A | ND | PASS |
| Fenpyroximate | 0.02 / 0.06 | 2 | N/A | ND | PASS |
| Fipronil | 0.03 / 0.08 | ≥ LOD | N/A | ND | PASS |
| Flonicamid | 0.03 / 0.10 | 2 | N/A | ND | PASS |
| Fludioxonil | 0.03 / 0.10 | 30 | N/A | ND | PASS |
| Hexythiazox | 0.02 / 0.07 | 2 | N/A | ND | PASS |
| Imazalil | 0.02 / 0.06 | ≥ LOD | N/A | ND | PASS |
| Imidacloprid | 0.04 / 0.11 | 3 | N/A | ND | PASS |
| Kresoxim-methyl | 0.02 / 0.07 | 1 | N/A | ND | PASS |
| Malathion | 0.03 / 0.09 | 5 | N/A | ND | PASS |
| Metalaxyl | 0.02 / 0.07 | 15 | N/A | ND | PASS |
| Methiocarb | 0.02 / 0.07 | ≥ LOD | N/A | ND | PASS |

Continued on next page



Pesticide Analysis *Continued*

PESTICIDE TEST RESULTS - 03/10/2025 *continued* ✓ PASS

| COMPOUND | LOD/LOQ (µg/g) | ACTION LIMIT (µg/g) | MEASUREMENT UNCERTAINTY (µg/g) | RESULT (µg/g) | RESULT |
|---------------------------------------|----------------|---------------------|--------------------------------|---------------|--------|
| Methomyl | 0.03 / 0.10 | 0.1 | N/A | ND | PASS |
| Mevinphos | 0.03 / 0.09 | ≥ LOD | N/A | ND | PASS |
| Myclobutanil | 0.03 / 0.09 | 9 | N/A | ND | PASS |
| Naled | 0.02 / 0.07 | 0.5 | N/A | ND | PASS |
| Oxamyl | 0.04 / 0.11 | 0.2 | N/A | ND | PASS |
| Paclobutrazol | 0.02 / 0.05 | ≥ LOD | N/A | ND | PASS |
| Parathion-methyl | 0.03 / 0.10 | ≥ LOD | N/A | ND | PASS |
| Pentachloronitrobenzene (Quintozene)* | 0.03 / 0.09 | 0.2 | N/A | ND | PASS |
| Permethrin | 0.04 / 0.12 | 20 | N/A | ND | PASS |
| Phosmet | 0.03 / 0.10 | 0.2 | N/A | ND | PASS |
| Piperonyl Butoxide | 0.02 / 0.07 | 8 | N/A | ND | PASS |
| Prallethrin | 0.03 / 0.08 | 0.4 | N/A | ND | PASS |
| Propiconazole | 0.02 / 0.07 | 20 | N/A | ND | PASS |
| Propoxur | 0.03 / 0.09 | ≥ LOD | N/A | ND | PASS |
| Pyrethrins | 0.04 / 0.12 | 1 | N/A | ND | PASS |
| Pyridaben | 0.02 / 0.07 | 3 | N/A | ND | PASS |
| Spinetoram | 0.02 / 0.07 | 3 | N/A | ND | PASS |
| Spinosad | 0.02 / 0.07 | 3 | N/A | ND | PASS |
| Spiromesifen | 0.02 / 0.05 | 12 | N/A | ND | PASS |
| Spirotetramat | 0.02 / 0.06 | 13 | N/A | ND | PASS |
| Spiroxamine | 0.03 / 0.08 | ≥ LOD | N/A | ND | PASS |
| Tebuconazole | 0.02 / 0.07 | 2 | N/A | ND | PASS |
| Thiacloprid | 0.03 / 0.10 | ≥ LOD | N/A | ND | PASS |
| Thiamethoxam | 0.03 / 0.10 | 4.5 | N/A | ND | PASS |
| Trifloxystrobin | 0.03 / 0.08 | 30 | N/A | ND | PASS |



Mycotoxin Analysis

MYCOTOXIN TEST RESULTS - 03/10/2025 ✓ PASS

| COMPOUND | LOD/LOQ (µg/kg) | ACTION LIMIT (µg/kg) | MEASUREMENT UNCERTAINTY (µg/kg) | RESULT (µg/kg) | RESULT |
|-----------------|-----------------|----------------------|---------------------------------|----------------|--------|
| Aflatoxin B1 | 2.0 / 6.0 | | N/A | ND | |
| Aflatoxin B2 | 1.8 / 5.6 | | N/A | ND | |
| Aflatoxin G1 | 1.0 / 3.1 | | N/A | ND | |
| Aflatoxin G2 | 1.2 / 3.5 | | N/A | ND | |
| Ochratoxin A | 6.3 / 19.2 | 20 | N/A | ND | PASS |
| Total Aflatoxin | | 20 | | ND | PASS |

Mycotoxin analysis utilizing high-performance liquid chromatography-mass spectrometry (HPLC-MS).

Method: QSP 1212 - Analysis of Pesticides and Mycotoxins by LC-MS



Residual Solvents Analysis

Residual Solvent analysis utilizing gas chromatography-mass spectrometry (GC-MS).

Method: QSP 1204 - Analysis of Residual Solvents by GC-MS

RESIDUAL SOLVENTS TEST RESULTS - 03/08/2025 ✓ PASS

| COMPOUND | LOD/LOQ (µg/g) | ACTION LIMIT (µg/g) | MEASUREMENT UNCERTAINTY (µg/g) | RESULT (µg/g) | RESULT |
|--------------------------------------|----------------|---------------------|--------------------------------|---------------|--------|
| Propane | 10 / 20 | 5000 | N/A | ND | PASS |
| n-Butane | 10 / 50 | 5000 | N/A | ND | PASS |
| n-Pentane | 20 / 50 | 5000 | N/A | ND | PASS |
| n-Hexane | 2 / 5 | 290 | N/A | ND | PASS |
| n-Heptane | 20 / 60 | 5000 | N/A | ND | PASS |
| Benzene | 0.03 / 0.09 | 1 | N/A | ND | PASS |
| Toluene | 7 / 21 | 890 | N/A | ND | PASS |
| Total Xylenes | 50 / 160 | 2170 | N/A | ND | PASS |
| Methanol | 50 / 200 | 3000 | N/A | ND | PASS |
| Ethanol | 20 / 50 | 5000 | N/A | ND | PASS |
| 2-Propanol (Isopropyl Alcohol) | 10 / 40 | 5000 | N/A | ND | PASS |
| Acetone | 20 / 50 | 5000 | N/A | ND | PASS |
| Ethyl Ether | 20 / 50 | 5000 | N/A | ND | PASS |
| Ethylene Oxide | 0.3 / 0.8 | 1 | N/A | ND | PASS |
| Ethyl Acetate | 20 / 60 | 5000 | N/A | ND | PASS |
| Chloroform | 0.1 / 0.2 | 1 | N/A | ND | PASS |
| Dichloromethane (Methylene Chloride) | 0.3 / 0.9 | 1 | N/A | ND | PASS |
| Trichloroethylene | 0.1 / 0.3 | 1 | N/A | ND | PASS |
| 1,2-Dichloroethane | 0.05 / 0.1 | 1 | N/A | ND | PASS |
| Acetonitrile | 2 / 7 | 410 | N/A | ND | PASS |



Heavy Metals Analysis

Heavy metal analysis utilizing inductively coupled plasma-mass spectrometry (ICP-MS).

Method: QSP 1160 - Analysis of Heavy Metals by ICP-MS

HEAVY METALS TEST RESULTS - 03/07/2025 ✓ PASS

| COMPOUND | LOD/LOQ (µg/g) | ACTION LIMIT (µg/g) | MEASUREMENT UNCERTAINTY (µg/g) | RESULT (µg/g) | RESULT |
|----------|----------------|---------------------|--------------------------------|---------------|--------|
| Arsenic | 0.02 / 0.1 | 1.5 | N/A | ND | PASS |
| Cadmium | 0.02 / 0.05 | 0.5 | N/A | ND | PASS |
| Lead | 0.04 / 0.1 | 0.5 | N/A | ND | PASS |
| Mercury | 0.002 / 0.01 | 3 | N/A | ND | PASS |



Microbiology Analysis

PCR

Analysis conducted by polymerase chain reaction (PCR) and fluorescence detection of microbiological contaminants.

Method: QSP 1221 - Analysis of Microbiological Contaminants

MICROBIOLOGY TEST RESULTS (PCR) - 03/08/2025 ✓ PASS

| COMPOUND | ACTION LIMIT | RESULT | RESULT |
|---|--------------------|--------|--------|
| Salmonella spp. | Not Detected in 1g | ND | PASS |
| Shiga toxin-producing <i>Escherichia coli</i> | Not Detected in 1g | ND | PASS |



Foreign Material Analysis

Visual analysis includes, but is not limited to, sand, soil, cinders, dirt, mold, hair, insect fragments, and mammalian excreta.

Method: QSP 1226 - Analysis of Foreign Material in Cannabis and Cannabis Products

FOREIGN MATERIAL TEST RESULTS - 03/06/2025 ✓ PASS

| COMPOUND | ACTION LIMIT | RESULT | RESULT |
|---|-----------------|--------|--------|
| Hair Count | > 1 per 3 grams | 0.0 | PASS |
| Insect Fragment Count | > 1 per 3 grams | 0.0 | PASS |
| Mammalian Excreta Count | > 1 per 3 grams | 0.0 | PASS |
| Total Sample Area Covered by an Imbedded Foreign Material | >25% | None | PASS |
| Total Sample Area Covered by Mold | >25% | None | PASS |
| Total Sample Area Covered by Sand, Soil, Cinders, or Dirt | >25% | None | PASS |



Water Activity Analysis

Method: QSP 1227 - Analysis of Water Activity in Cannabis and Cannabis Products

WATER ACTIVITY TEST RESULTS - 03/07/2025 ✓ PASS

| COMPOUND | LOD/LOQ (Aw) | ACTION LIMIT (Aw) | MEASUREMENT UNCERTAINTY (Aw) | RESULT (Aw) | RESULT |
|----------------|--------------|-------------------|------------------------------|-------------|--------|
| Water Activity | 0.030 / 0.15 | 0.85 | ±0.031 | 0.63 | PASS |

NOTES

Reason for Amendment: Add/Remove Test(s) Sample unit mass provided by client.