

**SAMPLE DETAILS**
**SAMPLE NAME:** CR+ Broad Spectrum Gummies - Calm - Pink Watermelon

Infused, Solid Edible

**CULTIVATOR / MANUFACTURER**
**Business Name:**
**License Number:**
**Address:**
**DISTRIBUTOR / TESTED FOR**
**Business Name:** Canna River

**License Number:**
**Address:**

**SAMPLE DETAIL**
**Batch Number:** 250130100BCALMPW

**Sample ID:** 250228P062

**Date Collected:** 02/28/2025

**Date Received:** 02/28/2025

**Batch Size:**
**Sample Size:** 1.0 units

**Unit Mass:** 168.72 grams per Unit

**Serving Size:** 5.624 grams per Serving


Scan QR code to verify authenticity of results.

**CANNABINOID ANALYSIS - SUMMARY**
**Total THC:** **Not Detected**
**Total CBD:** **1224.907 mg/unit**
**Sum of Cannabinoids:** **2677.418 mg/unit**
**Total Cannabinoids:** **2677.418 mg/unit**

Total THC/CBD is calculated using the following formulas to take into account the loss of a carboxyl group during the decarboxylation step:

 Total THC =  $\Delta^9$ -THC + (THCa (0.877))

Total CBD = CBD + (CBDa (0.877))




 Sum of Cannabinoids =  $\Delta^9$ -THC + THCa + CBD + CBDa + CBG + CBGa +

 THCV + THCVa + CBC + CBCa + CBDV + CBDVa +  $\Delta^8$ -THC + CBL + CBN

 Total Cannabinoids = ( $\Delta^9$ -THC+0.877\*THCa) + (CBD+0.877\*CBDa) +

(CBG+0.877\*CBGa) + (THCV+0.877\*THCVa) + (CBC+0.877\*CBCa) +

 (CBDV+0.877\*CBDVa) +  $\Delta^8$ -THC + CBL + CBN

**SAFETY ANALYSIS - SUMMARY**
**Pesticides:**  **PASS**
**Mycotoxins:**  **PASS**
**Residual Solvents:**  **PASS**
**Heavy Metals:**  **PASS**
**Microbiology (PCR):**  **PASS**
**Foreign Material:**  **PASS**
**Water Activity:**  **PASS**

These results relate only to the sample included on this report.


This report shall not be reproduced, except in full, without written approval of the laboratory.


**Sample Certification:** California Code of Regulations Title 4 Division 19. Department of Cannabis Control Business and Professions Code. Reference: Sections 26100, 26104 and 26110, Business and Professions Code.

**Decision Rule:** Statements of conformity (e.g. Pass/Fail) to specifications are made in this report without taking measurement uncertainty into account. Where statements of conformity are made in this report, the following decision rules are applied: PASS - Results within limits/specifications, FAIL - Results exceed limits/specifications.

**References:** limit of detection (LOD), limit of quantification (LOQ), not detected (ND), not tested (NT),

 $\mu\text{g/g}$  = ppm,  $\mu\text{g/kg}$  = ppb

  
 LQC verified by: Maria Garcia  
 Job Title: Senior Laboratory Analyst  
 Date: 03/10/2025

  
 Approved by: Josh Wurzer  
 Job Title: Chief Compliance Officer  
 Date: 03/10/2025

Amendment to Certificate of Analysis 250228P062-003




## Cannabinoid Analysis

Tested by high-performance liquid chromatography with diode-array detection (HPLC-DAD).

**Method:** QSP 1157 - Analysis of Cannabinoids by HPLC-DAD

### TOTAL THC: **Not Detected**

Total THC ( $\Delta^9$ -THC+0.877\*THCa)

### TOTAL CBD: **1224.907 mg/unit**

Total CBD (CBD+0.877\*CBDA)

### TOTAL CANNABINOIDS: **2677.418 mg/unit**

Total Cannabinoids (Total THC) + (Total CBD) + (Total CBG) + (Total THCV) + (Total CBC) + (Total CBDV) +  $\Delta^8$ -THC + CBL + CBN

### TOTAL CBG: **655.140 mg/unit**

Total CBG (CBG+0.877\*CBGa)

### TOTAL THCV: **ND**

Total THCV (THCV+0.877\*THCVa)

### TOTAL CBC: **103.594 mg/unit**

Total CBC (CBC+0.877\*CBCa)

### TOTAL CBDV: **9.111 mg/unit**

Total CBDV (CBDV+0.877\*CBDVa)

### CANNABINOID TEST RESULTS - 03/02/2025

| COMPOUND                   | LOD/LOQ (mg/g) | MEASUREMENT UNCERTAINTY (mg/g) | RESULT (mg/g)      | RESULT (%)     |
|----------------------------|----------------|--------------------------------|--------------------|----------------|
| CBD                        | 0.004 / 0.011  | ±0.2708                        | 7.260              | 0.7260         |
| CBN                        | 0.001 / 0.007  | ±0.1165                        | 4.058              | 0.4058         |
| CBG                        | 0.002 / 0.006  | ±0.1883                        | 3.883              | 0.3883         |
| CBC                        | 0.003 / 0.010  | ±0.0198                        | 0.614              | 0.0614         |
| CBDV                       | 0.002 / 0.012  | ±0.0022                        | 0.054              | 0.0054         |
| CBL                        | 0.003 / 0.010  | N/A                            | <LOQ               | <LOQ           |
| $\Delta^9$ -THC            | 0.002 / 0.014  | N/A                            | ND                 | ND             |
| $\Delta^8$ -THC            | 0.01 / 0.02    | N/A                            | ND                 | ND             |
| THCa                       | 0.001 / 0.005  | N/A                            | ND                 | ND             |
| THCV                       | 0.002 / 0.012  | N/A                            | ND                 | ND             |
| THCVa                      | 0.002 / 0.019  | N/A                            | ND                 | ND             |
| CBDA                       | 0.001 / 0.026  | N/A                            | ND                 | ND             |
| CBDVa                      | 0.001 / 0.018  | N/A                            | ND                 | ND             |
| CBGa                       | 0.002 / 0.007  | N/A                            | ND                 | ND             |
| CBCa                       | 0.001 / 0.015  | N/A                            | ND                 | ND             |
| <b>SUM OF CANNABINOIDS</b> |                |                                | <b>15.869 mg/g</b> | <b>1.5869%</b> |

Unit Mass: 168.72 grams per Unit / Serving Size: 5.624 grams per Serving

|                                 |                   |
|---------------------------------|-------------------|
| $\Delta^9$ -THC per Unit        | ND                |
| $\Delta^9$ -THC per Serving     | ND                |
| Total THC per Unit              | ND                |
| Total THC per Serving           | ND                |
| CBD per Unit                    | 1224.907 mg/unit  |
| CBD per Serving                 | 40.830 mg/serving |
| Total CBD per Unit              | 1224.907 mg/unit  |
| Total CBD per Serving           | 40.830 mg/serving |
| Sum of Cannabinoids per Unit    | 2677.418 mg/unit  |
| Sum of Cannabinoids per Serving | 89.247 mg/serving |
| Total Cannabinoids per Unit     | 2677.418 mg/unit  |
| Total Cannabinoids per Serving  | 89.247 mg/serving |



## Pesticide Analysis

PESTICIDE TEST RESULTS - 03/10/2025 ✔ PASS

Pesticide and plant growth regulator analysis utilizing high-performance liquid chromatography-mass spectrometry (HPLC-MS) or gas chromatography-mass spectrometry (GC-MS).

\*GC-MS utilized where indicated.

**Method:** QSP 1212 - Analysis of Pesticides and Mycotoxins by LC-MS or QSP 1213 - Analysis of Pesticides by GC-MS

| COMPOUND            | LOD/LOQ (µg/g) | ACTION LIMIT (µg/g) | MEASUREMENT UNCERTAINTY (µg/g) | RESULT (µg/g) | RESULT |
|---------------------|----------------|---------------------|--------------------------------|---------------|--------|
| Abamectin           | 0.03 / 0.10    | 0.3                 | N/A                            | ND            | PASS   |
| Acephate            | 0.02 / 0.07    | 5                   | N/A                            | ND            | PASS   |
| Acequinocyl         | 0.02 / 0.07    | 4                   | N/A                            | ND            | PASS   |
| Acetamiprid         | 0.02 / 0.05    | 5                   | N/A                            | ND            | PASS   |
| Aldicarb            | 0.03 / 0.08    | ≥ LOD               | N/A                            | ND            | PASS   |
| Azoxystrobin        | 0.02 / 0.07    | 40                  | N/A                            | ND            | PASS   |
| Bifenazate          | 0.01 / 0.04    | 5                   | N/A                            | ND            | PASS   |
| Bifenthrin          | 0.02 / 0.05    | 0.5                 | N/A                            | ND            | PASS   |
| Boscalid            | 0.03 / 0.09    | 10                  | N/A                            | ND            | PASS   |
| Captan              | 0.19 / 0.57    | 5                   | N/A                            | ND            | PASS   |
| Carbaryl            | 0.02 / 0.06    | 0.5                 | N/A                            | ND            | PASS   |
| Carbofuran          | 0.02 / 0.05    | ≥ LOD               | N/A                            | ND            | PASS   |
| Chlorantraniliprole | 0.04 / 0.12    | 40                  | N/A                            | ND            | PASS   |
| Chlordane*          | 0.03 / 0.08    | ≥ LOD               | N/A                            | ND            | PASS   |
| Chlorfenapyr*       | 0.03 / 0.10    | ≥ LOD               | N/A                            | ND            | PASS   |
| Chlorpyrifos        | 0.02 / 0.06    | ≥ LOD               | N/A                            | ND            | PASS   |
| Clofentezine        | 0.03 / 0.09    | 0.5                 | N/A                            | ND            | PASS   |
| Coumaphos           | 0.02 / 0.07    | ≥ LOD               | N/A                            | ND            | PASS   |
| Cyfluthrin          | 0.12 / 0.38    | 1                   | N/A                            | ND            | PASS   |
| Cypermethrin        | 0.11 / 0.32    | 1                   | N/A                            | ND            | PASS   |
| Daminozide          | 0.02 / 0.07    | ≥ LOD               | N/A                            | ND            | PASS   |
| Diazinon            | 0.02 / 0.05    | 0.2                 | N/A                            | ND            | PASS   |
| Dichlorvos (DDVP)   | 0.03 / 0.09    | ≥ LOD               | N/A                            | ND            | PASS   |
| Dimethoate          | 0.03 / 0.08    | ≥ LOD               | N/A                            | ND            | PASS   |
| Dimethomorph        | 0.03 / 0.09    | 20                  | N/A                            | ND            | PASS   |
| Ethoprophos         | 0.03 / 0.10    | ≥ LOD               | N/A                            | ND            | PASS   |
| Etofenprox          | 0.02 / 0.06    | ≥ LOD               | N/A                            | ND            | PASS   |
| Etoxazole           | 0.02 / 0.06    | 1.5                 | N/A                            | ND            | PASS   |
| Fenhexamid          | 0.03 / 0.09    | 10                  | N/A                            | ND            | PASS   |
| Fenoxycarb          | 0.03 / 0.08    | ≥ LOD               | N/A                            | ND            | PASS   |
| Fenpyroximate       | 0.02 / 0.06    | 2                   | N/A                            | ND            | PASS   |
| Fipronil            | 0.03 / 0.08    | ≥ LOD               | N/A                            | ND            | PASS   |
| Flonicamid          | 0.03 / 0.10    | 2                   | N/A                            | ND            | PASS   |
| Fludioxonil         | 0.03 / 0.10    | 30                  | N/A                            | ND            | PASS   |
| Hexythiazox         | 0.02 / 0.07    | 2                   | N/A                            | ND            | PASS   |
| Imazalil            | 0.02 / 0.06    | ≥ LOD               | N/A                            | ND            | PASS   |
| Imidacloprid        | 0.04 / 0.11    | 3                   | N/A                            | ND            | PASS   |
| Kresoxim-methyl     | 0.02 / 0.07    | 1                   | N/A                            | ND            | PASS   |
| Malathion           | 0.03 / 0.09    | 5                   | N/A                            | ND            | PASS   |
| Metalaxyl           | 0.02 / 0.07    | 15                  | N/A                            | ND            | PASS   |
| Methiocarb          | 0.02 / 0.07    | ≥ LOD               | N/A                            | ND            | PASS   |

Continued on next page



**Pesticide Analysis** *Continued*

PESTICIDE TEST RESULTS - 03/10/2025 *continued* ✔ PASS

| COMPOUND                              | LOD/LOQ (µg/g) | ACTION LIMIT (µg/g) | MEASUREMENT UNCERTAINTY (µg/g) | RESULT (µg/g) | RESULT |
|---------------------------------------|----------------|---------------------|--------------------------------|---------------|--------|
| Methomyl                              | 0.03 / 0.10    | 0.1                 | N/A                            | ND            | PASS   |
| Mevinphos                             | 0.03 / 0.09    | ≥ LOD               | N/A                            | ND            | PASS   |
| Myclobutanil                          | 0.03 / 0.09    | 9                   | N/A                            | ND            | PASS   |
| Naled                                 | 0.02 / 0.07    | 0.5                 | N/A                            | ND            | PASS   |
| Oxamyl                                | 0.04 / 0.11    | 0.2                 | N/A                            | ND            | PASS   |
| Paclobutrazol                         | 0.02 / 0.05    | ≥ LOD               | N/A                            | ND            | PASS   |
| Parathion-methyl                      | 0.03 / 0.10    | ≥ LOD               | N/A                            | ND            | PASS   |
| Pentachloronitrobenzene (Quintozene)* | 0.03 / 0.09    | 0.2                 | N/A                            | ND            | PASS   |
| Permethrin                            | 0.04 / 0.12    | 20                  | N/A                            | ND            | PASS   |
| Phosmet                               | 0.03 / 0.10    | 0.2                 | N/A                            | ND            | PASS   |
| Piperonyl Butoxide                    | 0.02 / 0.07    | 8                   | N/A                            | ND            | PASS   |
| Prallethrin                           | 0.03 / 0.08    | 0.4                 | N/A                            | ND            | PASS   |
| Propiconazole                         | 0.02 / 0.07    | 20                  | N/A                            | ND            | PASS   |
| Propoxur                              | 0.03 / 0.09    | ≥ LOD               | N/A                            | ND            | PASS   |
| Pyrethrins                            | 0.04 / 0.12    | 1                   | N/A                            | ND            | PASS   |
| Pyridaben                             | 0.02 / 0.07    | 3                   | N/A                            | ND            | PASS   |
| Spinetoram                            | 0.02 / 0.07    | 3                   | N/A                            | ND            | PASS   |
| Spinosad                              | 0.02 / 0.07    | 3                   | N/A                            | ND            | PASS   |
| Spiromesifen                          | 0.02 / 0.05    | 12                  | N/A                            | ND            | PASS   |
| Spirotetramat                         | 0.02 / 0.06    | 13                  | N/A                            | ND            | PASS   |
| Spiroxamine                           | 0.03 / 0.08    | ≥ LOD               | N/A                            | ND            | PASS   |
| Tebuconazole                          | 0.02 / 0.07    | 2                   | N/A                            | ND            | PASS   |
| Thiacloprid                           | 0.03 / 0.10    | ≥ LOD               | N/A                            | ND            | PASS   |
| Thiamethoxam                          | 0.03 / 0.10    | 4.5                 | N/A                            | ND            | PASS   |
| Trifloxystrobin                       | 0.03 / 0.08    | 30                  | N/A                            | ND            | PASS   |



**Mycotoxin Analysis**

MYCOTOXIN TEST RESULTS - 03/10/2025 ✔ PASS

Mycotoxin analysis utilizing high-performance liquid chromatography-mass spectrometry (HPLC-MS).

**Method:** QSP 1212 - Analysis of Pesticides and Mycotoxins by LC-MS

| COMPOUND        | LOD/LOQ (µg/kg) | ACTION LIMIT (µg/kg) | MEASUREMENT UNCERTAINTY (µg/kg) | RESULT (µg/kg) | RESULT |
|-----------------|-----------------|----------------------|---------------------------------|----------------|--------|
| Aflatoxin B1    | 2.0 / 6.0       |                      | N/A                             | ND             |        |
| Aflatoxin B2    | 1.8 / 5.6       |                      | N/A                             | ND             |        |
| Aflatoxin G1    | 1.0 / 3.1       |                      | N/A                             | ND             |        |
| Aflatoxin G2    | 1.2 / 3.5       |                      | N/A                             | ND             |        |
| Ochratoxin A    | 6.3 / 19.2      | 20                   | N/A                             | ND             | PASS   |
| Total Aflatoxin |                 | 20                   |                                 | ND             | PASS   |



## Residual Solvents Analysis

Residual Solvent analysis utilizing gas chromatography-mass spectrometry (GC-MS).

**Method:** QSP 1204 - Analysis of Residual Solvents by GC-MS

### RESIDUAL SOLVENTS TEST RESULTS - 03/08/2025

| COMPOUND                             | LOD/LOQ (µg/g) | ACTION LIMIT (µg/g) | MEASUREMENT UNCERTAINTY (µg/g) | RESULT (µg/g) | RESULT |
|--------------------------------------|----------------|---------------------|--------------------------------|---------------|--------|
| Propane                              | 10 / 20        | 5000                | N/A                            | ND            | PASS   |
| n-Butane                             | 10 / 50        | 5000                | N/A                            | ND            | PASS   |
| n-Pentane                            | 20 / 50        | 5000                | N/A                            | ND            | PASS   |
| n-Hexane                             | 2 / 5          | 290                 | N/A                            | ND            | PASS   |
| n-Heptane                            | 20 / 60        | 5000                | N/A                            | ND            | PASS   |
| Benzene                              | 0.03 / 0.09    | 1                   | N/A                            | ND            | PASS   |
| Toluene                              | 7 / 21         | 890                 | N/A                            | ND            | PASS   |
| Total Xylenes                        | 50 / 160       | 2170                | N/A                            | ND            | PASS   |
| Methanol                             | 50 / 200       | 3000                | N/A                            | ND            | PASS   |
| Ethanol                              | 20 / 50        | 5000                | N/A                            | ND            | PASS   |
| 2-Propanol (Isopropyl Alcohol)       | 10 / 40        | 5000                | N/A                            | ND            | PASS   |
| Acetone                              | 20 / 50        | 5000                | N/A                            | ND            | PASS   |
| Ethyl Ether                          | 20 / 50        | 5000                | N/A                            | ND            | PASS   |
| Ethylene Oxide                       | 0.3 / 0.8      | 1                   | N/A                            | ND            | PASS   |
| Ethyl Acetate                        | 20 / 60        | 5000                | N/A                            | ND            | PASS   |
| Chloroform                           | 0.1 / 0.2      | 1                   | N/A                            | ND            | PASS   |
| Dichloromethane (Methylene Chloride) | 0.3 / 0.9      | 1                   | N/A                            | ND            | PASS   |
| Trichloroethylene                    | 0.1 / 0.3      | 1                   | N/A                            | ND            | PASS   |
| 1,2-Dichloroethane                   | 0.05 / 0.1     | 1                   | N/A                            | ND            | PASS   |
| Acetonitrile                         | 2 / 7          | 410                 | N/A                            | ND            | PASS   |

## Heavy Metals Analysis

Heavy metal analysis utilizing inductively coupled plasma-mass spectrometry (ICP-MS).

**Method:** QSP 1160 - Analysis of Heavy Metals by ICP-MS

### HEAVY METALS TEST RESULTS - 03/07/2025

| COMPOUND | LOD/LOQ (µg/g) | ACTION LIMIT (µg/g) | MEASUREMENT UNCERTAINTY (µg/g) | RESULT (µg/g) | RESULT |
|----------|----------------|---------------------|--------------------------------|---------------|--------|
| Arsenic  | 0.02 / 0.1     | 1.5                 | N/A                            | ND            | PASS   |
| Cadmium  | 0.02 / 0.05    | 0.5                 | N/A                            | ND            | PASS   |
| Lead     | 0.04 / 0.1     | 0.5                 | N/A                            | ND            | PASS   |
| Mercury  | 0.002 / 0.01   | 3                   | N/A                            | ND            | PASS   |

## Microbiology Analysis

PCR

Analysis conducted by polymerase chain reaction (PCR) and fluorescence detection of microbiological contaminants.

**Method:** QSP 1221 - Analysis of Microbiological Contaminants

### MICROBIOLOGY TEST RESULTS (PCR) - 03/08/2025

| COMPOUND                               | ACTION LIMIT       | RESULT | RESULT |
|--|--------------------|--------|--------|
| Salmonella spp.                        | Not Detected in 1g | ND     | PASS   |
| Shiga toxin-producing Escherichia coli | Not Detected in 1g | ND     | PASS   |




## Foreign Material Analysis

Visual analysis includes, but is not limited to, sand, soil, cinders, dirt, mold, hair, insect fragments, and mammalian excreta.

**Method:** QSP 1226 - Analysis of Foreign Material in Cannabis and Cannabis Products

**FOREIGN MATERIAL TEST RESULTS - 03/06/2025** ✔ PASS

| COMPOUND  | ACTION LIMIT    | RESULT | RESULT |
|---|-----------------|--------|--------|
| Hair Count  | > 1 per 3 grams | 0.0    | PASS   |
| Insect Fragment Count                                     | > 1 per 3 grams | 0.0    | PASS   |
| Mammalian Excreta Count                                   | > 1 per 3 grams | 0.0    | PASS   |
| Total Sample Area Covered by an Imbedded Foreign Material | >25%            | None   | PASS   |
| Total Sample Area Covered by Mold                         | >25%            | None   | PASS   |
| Total Sample Area Covered by Sand, Soil, Cinders, or Dirt | >25%            | None   | PASS   |



## Water Activity Analysis

**Method:** QSP 1227 - Analysis of Water Activity in Cannabis and Cannabis Products

**WATER ACTIVITY TEST RESULTS - 03/07/2025** ✔ PASS

| COMPOUND       | LOD/LOQ (Aw) | ACTION LIMIT (Aw) | MEASUREMENT UNCERTAINTY (Aw) | RESULT (Aw) | RESULT |
|----------------|--------------|-------------------|------------------------------|-------------|--------|
| Water Activity | 0.030 / 0.15 | 0.85              | ±0.031                       | 0.63        | PASS   |

**NOTES**

Reason for Amendment: Add/Remove Test(s) Sample unit mass provided by client.